



OAKLAND CITY UNIVERSITY
2015 - 2016
GRADUATE SURVEY

Office of Assessment

September 2018

Graduate Survey (2015-2016)

Description:

Date Created: 4/7/2016 1:48:11 PM

Date Range: 4/7/2016 5:00:00 PM - 7/31/2016 11:59:00 PM

Total Respondents: 28

Q1. In what year did you graduate from Oakland City University?

Count	Percent		
24	85.71%		2016
4	14.29%		2015
0	0.00%		2014
0	0.00%		2013
0	0.00%		2012
0	0.00%		2011
28 Respondents			

Q2. Which type of degree or certificate did you earn?

Count	Percent		
0	0.00%		Certificate
0	0.00%		Diploma
4	14.29%		Associate's
18	64.29%		Bachelor's
3	10.71%		Master's
3	10.71%		Doctorate
0	0.00%		Other
28 Respondents			

Q3. Through which location did you take most of your courses?

Count	Percent		
13	46.43%		Main Campus
1	3.57%		Evansville
3	10.71%		Rockport
3	10.71%		Bedford
2	7.14%		Plainfield
6	21.43%		Other
28 Respondents			

Q4. What was your major/field of study?

Count	Percent																																		
28	100.00%																																		
<table border="1"> <thead> <tr> <th>Count</th> <th>Percent</th> <th></th> <th></th> </tr> </thead> <tbody> <tr> <td>1</td> <td>3.57%</td> <td></td> <td>Biology</td> </tr> <tr> <td>4</td> <td>14.29%</td> <td></td> <td>Business</td> </tr> <tr> <td>1</td> <td>3.57%</td> <td></td> <td>Business administration</td> </tr> <tr> <td>1</td> <td>3.57%</td> <td></td> <td>Business Administration</td> </tr> <tr> <td>1</td> <td>3.57%</td> <td></td> <td>Business Administration with Accounting</td> </tr> <tr> <td>1</td> <td>3.57%</td> <td></td> <td>Business and HR</td> </tr> <tr> <td>1</td> <td>3.57%</td> <td></td> <td>CJ</td> </tr> </tbody> </table>				Count	Percent			1	3.57%		Biology	4	14.29%		Business	1	3.57%		Business administration	1	3.57%		Business Administration	1	3.57%		Business Administration with Accounting	1	3.57%		Business and HR	1	3.57%		CJ
Count	Percent																																		
1	3.57%		Biology																																
4	14.29%		Business																																
1	3.57%		Business administration																																
1	3.57%		Business Administration																																
1	3.57%		Business Administration with Accounting																																
1	3.57%		Business and HR																																
1	3.57%		CJ																																

2	7.14%		Criminal justice
4	14.29%		Criminal Justice
1	3.57%		Early Childhood and Business
1	3.57%		Early Childhood Education
1	3.57%		education
1	3.57%		Education
1	3.57%		Educational Leadership
1	3.57%		Human Resource MGT/Business MGT
1	3.57%		Leadership /Superintendency
2	7.14%		MBA
1	3.57%		MDiv
1	3.57%		Psychology
1	3.57%		Secondary Education

28 Respondents

Q5. How long did it take you to complete your degree?

Count	Percent		
1	3.57%		1 year
13	46.43%		2 years
5	17.86%		3 years
6	21.43%		4 years
1	3.57%		5 years
2	7.14%		6 or more years

28 Respondents

Q6. Please select the answer which corresponds closest to your level of agreement with the following statements. - The curriculum of my program reflected sound theory and practical knowledge.

Count	Percent		
12	42.86%		Strongly Agree
14	50.00%		Agree
2	7.14%		Neutral
0	0.00%		Disagree
0	0.00%		Strongly Disagree

28 Respondents

Q7. Please select the answer which corresponds closest to your level of agreement with the following statements. - The purpose of each course was clearly stated and followed.

Count	Percent		
10	35.71%		Strongly Agree
15	53.57%		Agree
2	7.14%		Neutral
1	3.57%		Disagree
0	0.00%		Strongly Disagree

28 Respondents

Q8. Please select the answer which corresponds closest to your level of agreement with the following statements. - The arrangement of the courses adequately prepared me for successful completion of the program.

Count	Percent		
11	39.29%		Strongly Agree
9	32.14%		Agree
5	17.86%		Neutral
3	10.71%		Disagree
0	0.00%		Strongly Disagree
28 Respondents			

Q9. Please select the answer which corresponds closest to your level of agreement with the following statements. - The design of the curriculum adequately prepared me for employment in my chosen field.

Count	Percent		
9	32.14%		Strongly Agree
11	39.29%		Agree
3	10.71%		Neutral
4	14.29%		Disagree
1	3.57%		Strongly Disagree
28 Respondents			

Q10. Please select the answer which corresponds closest to your level of agreement with the following statements. - The availability of required courses in my major allowed me to graduate in a timely manner.

Count	Percent		
15	53.57%		Strongly Agree
10	35.71%		Agree
2	7.14%		Neutral
1	3.57%		Disagree
0	0.00%		Strongly Disagree
28 Respondents			

Q11. Please select the answer which corresponds closest to your level of agreement with the following statements. - The courses offered in my department prepared me for employment.

Count	Percent		
11	39.29%		Strongly Agree
7	25.00%		Agree
6	21.43%		Neutral
4	14.29%		Disagree
0	0.00%		Strongly Disagree
28 Respondents			

Q12. Please select the answer which corresponds closest to your level of agreement with the following statements. - The courses offered in my department prepared me for graduate or professional school.

Count	Percent		
7	28.00%		Strongly Agree
9	36.00%		Agree
9	36.00%		Neutral
0	0.00%		Disagree
0	0.00%		Strongly Disagree
25 Respondents			

Q13. Please select the answer which corresponds closest to your level of agreement with the following statements. - Faculty members demonstrated a commitment to their subject matter and were current in their area of expertise.

Count	Percent		
13	52.00%		Strongly Agree
8	32.00%		Agree
1	4.00%		Neutral
3	12.00%		Disagree
0	0.00%		Strongly Disagree
25 Respondents			

Q14. Please select the answer which corresponds closest to your level of agreement with the following statements. - Faculty in my departmental courses graded students in a fair manner.

Count	Percent		
8	32.00%		Strongly Agree
14	56.00%		Agree
3	12.00%		Neutral
0	0.00%		Disagree
0	0.00%		Strongly Disagree
25 Respondents			

Q15. Please select the answer which corresponds closest to your level of agreement with the following statements. - Advisors were readily available for consultation.

Count	Percent		
13	52.00%		Strongly Agree
7	28.00%		Agree
2	8.00%		Neutral
0	0.00%		Disagree
3	12.00%		Strongly Disagree
25 Respondents			

Q16. Please select the answer which corresponds closest to your level of agreement with the following statements. - The entire educational program - the liberal arts core courses and selected content area courses - was challenging.

Count	Percent		
5	20.00%		Strongly Agree
10	40.00%		Agree
8	32.00%		Neutral
2	8.00%		Disagree
0	0.00%		Strongly Disagree
25 Respondents			

Q17. Please select the answer which corresponds closest to your level of agreement with the following statements. - Information about internship or practicum opportunities was made available.

Count	Percent		
6	25.00%		Strongly Agree
7	29.17%		Agree
5	20.83%		Neutral
6	25.00%		Disagree
0	0.00%		Strongly Disagree
24 Respondents			

Q18. Please select the answer which corresponds closest to your level of agreement with the following statements. - I was given opportunities to receive advice about planning my career.

Count	Percent		
4	16.67%		Strongly Agree
3	12.50%		Agree
12	50.00%		Neutral
3	12.50%		Disagree
2	8.33%		Strongly Disagree
24 Respondents			

Q19. Please select the answer which corresponds closest to your level of agreement with the following statements. - I was given opportunities to receive advice about obtaining a job.

Count	Percent		
4	16.67%		Strongly Agree
5	20.83%		Agree
10	41.67%		Neutral
3	12.50%		Disagree
2	8.33%		Strongly Disagree
24 Respondents			

Q20. Please select the answer which corresponds closest to your level of agreement with the following statements. - All things considered, I was satisfied with my studies at OCU.

Count	Percent		
10	41.67%		Strongly Agree
10	41.67%		Agree
1	4.17%		Neutral
3	12.50%		Disagree
0	0.00%		Strongly Disagree
24 Respondents			

Q21. Please select the answer which corresponds closest to your level of agreement with the following statements. - OCU achieved its mission to enhance intellectual, spiritual, physical, and social development for positive leadership.

Count	Percent		
10	41.67%		Strongly Agree
7	29.17%		Agree
4	16.67%		Neutral
3	12.50%		Disagree
0	0.00%		Strongly Disagree
24 Respondents			

Q22. Please select the answer which corresponds closest to your level of agreement with the following statements. - I would recommend OCU to perspective students.

Count	Percent		
11	45.83%		Strongly Agree
8	33.33%		Agree
4	16.67%		Neutral
1	4.17%		Disagree
0	0.00%		Strongly Disagree
24 Respondents			

Q23. Are you attending graduate or professional school?


Count	Percent		
2	8.33%		Yes
10	41.67%		I am considering it.
8	33.33%		No
4	16.67%		I have already attended graduate/professional school.
24 Respondents			

Q24. What was your major in graduate/professional school?


Count	Percent																						
4	100.00%																						
<table border="1"> <thead> <tr> <th>Count</th> <th>Percent</th> <th></th> <th></th> </tr> </thead> <tbody> <tr> <td>1</td> <td>25.00%</td> <td></td> <td>Educational Leadership</td> </tr> <tr> <td>1</td> <td>25.00%</td> <td></td> <td>MBA</td> </tr> <tr> <td>1</td> <td>25.00%</td> <td></td> <td>MDiv</td> </tr> <tr> <td>1</td> <td>25.00%</td> <td></td> <td>Superintendentcy</td> </tr> </tbody> </table>				Count	Percent			1	25.00%		Educational Leadership	1	25.00%		MBA	1	25.00%		MDiv	1	25.00%		Superintendentcy
Count	Percent																						
1	25.00%		Educational Leadership																				
1	25.00%		MBA																				
1	25.00%		MDiv																				
1	25.00%		Superintendentcy																				
4 Respondents																							


Q25. What is your major in graduate/professional school?

Count Percent

2 100.00% 

Count Percent


1 50.00%  Criminal Justice w/ emphasis in law enforcement

1 50.00%  strategic mgt/ criminal justice


2 Respondents


Q26. What will be your major in graduate/professional school?


Count Percent


8 100.00% 


Count Percent

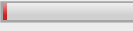
1 12.50%  Biotechnology


1 12.50%  Business


1 12.50%  Business and HR

1 12.50%  CJ business

1 12.50%  Criminal justice

1 12.50%  Criminal Justice


1 12.50%  education

1 12.50%  Elementary Education

8 Respondents


Q27. What is the name and location of the graduate/professional school you attended?

Count Percent


4 100.00% 

Count Percent

1 25.00%  Chapman

1 25.00%  Indiana State University


1 25.00%  OCU

1 25.00%  OCU, Oakland City, IN


4 Respondents

Q28. What is the name and location of the graduate/professional school you are attending?

Count Percent

2 100.00% 

Count Percent


1 50.00%  Grand Canyon University, Phoenix, AZ

1 50.00%  OCU Bedford

2 Respondents

Q29. What is the name and location of the graduate/professional school you will be attending?

Count Percent

3 100.00% 





Count Percent

2 66.67%  OCU



1 33.33%  WGU

3 Respondents



Q30. Would you be interested in taking online courses through OCU?

Count	Percent		
0	0.00%		Yes, for professional development or enrichment.
8	33.33%		Yes, to earn an additional degree or certificate.
4	16.67%		Yes, for both reasons.
12	50.00%		No
24	Respondents		




Q31. Did you take classes for college credit through OCU in high school?

Count	Percent		
0	0.00%		Yes
24	100.00%		No
24	Respondents		









Q32. Did the classes you took through OCU in high school help in your transition to college life?

Count	Percent		
0	0.00%		Yes
0	0.00%		Somewhat
0	0.00%		No
0	0.00%		I have not yet attended college.
0	Respondents		

Q33. Do you feel that these classes were presented as college-level courses?

Count	Percent		
0	0.00%		Yes
0	0.00%		Somewhat
0	0.00%		No
0	Respondents		

Q34. Which best describes your current employment status?

Count	Percent		
0	0.00%		Part-time employment in field of study
0	0.00%		Part-time employment outside field of study
13	54.17%		Full-time employment in field of study
7	29.17%		Full-time employment outside field of study
0	0.00%		Enlistment in Armed Services
1	4.17%		Continuing Education
1	4.17%		Unemployed
2	8.33%		Other
24	Respondents		

Q35. How did you discover/obtain your current job?

Count	Percent		
0	0.00%	<input type="checkbox"/>	Campus interview/Career fair
0	0.00%	<input type="checkbox"/>	Internship
6	30.00%	<input checked="" type="checkbox"/>	Self-directed, i.e. direct response to ad
2	10.00%	<input checked="" type="checkbox"/>	Family/friend referral
0	0.00%	<input type="checkbox"/>	Ad in Career Serv. office or online OCU job board
1	5.00%	<input checked="" type="checkbox"/>	Internet
1	5.00%	<input checked="" type="checkbox"/>	Networking
3	15.00%	<input checked="" type="checkbox"/>	Staffing agency
7	35.00%	<input checked="" type="checkbox"/>	other
20 Respondents			

Q36. How long was your job search?

Count	Percent		
18	90.00%	<input checked="" type="checkbox"/>	0-3 months
0	0.00%	<input type="checkbox"/>	4-6 months
2	10.00%	<input checked="" type="checkbox"/>	7-9 months
0	0.00%	<input type="checkbox"/>	9+ months
20 Respondents			

Q37. Please select the area which most closely matches the field of your current employment.

Count	Percent		
2	10.00%	<input checked="" type="checkbox"/>	Business
6	30.00%	<input checked="" type="checkbox"/>	Education
0	0.00%	<input type="checkbox"/>	Non-profit
3	15.00%	<input checked="" type="checkbox"/>	Healthcare
2	10.00%	<input checked="" type="checkbox"/>	Manufacturing
0	0.00%	<input type="checkbox"/>	Armed Services
0	0.00%	<input type="checkbox"/>	Religious Service
0	0.00%	<input type="checkbox"/>	Retail
2	10.00%	<input checked="" type="checkbox"/>	Professional (engineering, law, etc.)
1	5.00%	<input checked="" type="checkbox"/>	Social Services
0	0.00%	<input type="checkbox"/>	Self-Employed
4	20.00%	<input checked="" type="checkbox"/>	Other
20 Respondents			

Q38. If you are willing, please list your employer's name/company name.

Count	Percent																										
14	100.00%	<input checked="" type="checkbox"/>																									
<table border="1"> <thead> <tr> <th>Count</th> <th>Percent</th> <th></th> <th></th> </tr> </thead> <tbody> <tr> <td>1</td> <td>7.14%</td> <td><input type="checkbox"/></td> <td>Employer's name is concealed for privacy.</td> </tr> <tr> <td>1</td> <td>7.14%</td> <td><input type="checkbox"/></td> <td>Employer's name is concealed for privacy.</td> </tr> <tr> <td>1</td> <td>7.14%</td> <td><input type="checkbox"/></td> <td>IEmployer's name is concealed for privacy.</td> </tr> <tr> <td>1</td> <td>7.14%</td> <td><input type="checkbox"/></td> <td>Employer's name is concealed for privacy.</td> </tr> <tr> <td></td> <td></td> <td><input type="checkbox"/></td> <td></td> </tr> </tbody> </table>				Count	Percent			1	7.14%	<input type="checkbox"/>	Employer's name is concealed for privacy.	1	7.14%	<input type="checkbox"/>	Employer's name is concealed for privacy.	1	7.14%	<input type="checkbox"/>	IEmployer's name is concealed for privacy.	1	7.14%	<input type="checkbox"/>	Employer's name is concealed for privacy.			<input type="checkbox"/>	
Count	Percent																										
1	7.14%	<input type="checkbox"/>	Employer's name is concealed for privacy.																								
1	7.14%	<input type="checkbox"/>	Employer's name is concealed for privacy.																								
1	7.14%	<input type="checkbox"/>	IEmployer's name is concealed for privacy.																								
1	7.14%	<input type="checkbox"/>	Employer's name is concealed for privacy.																								
		<input type="checkbox"/>																									

1	7.14%		Employer's name is concealed for privacy.
1	7.14%		Employer's name is concealed for privacy.
1	7.14%		Employer's name is concealed for privacy.
1	7.14%		Employer's name is concealed for privacy.
1	7.14%		Employer's name is concealed for privacy.
1	7.14%		Employer's name is concealed for privacy.
1	7.14%		Employer's name is concealed for privacy.
1	7.14%		Employer's name is concealed for privacy.
1	7.14%		Employer's name is concealed for privacy.
1	7.14%		Employer's name is concealed for privacy.

14 Respondents

Q39. Where are you currently employed?

Count	Percent		
17	85.00%		Indiana
0	0.00%		Illinois
2	10.00%		Kentucky
1	5.00%		Other State
0	0.00%		Other Country

20 Respondents

Q40. How satisfied are you with your current employment?

Count	Percent		
12	60.00%		Very Satisfied
5	25.00%		Satisfied
3	15.00%		Dissatisfied
0	0.00%		Very Dissatisfied

20 Respondents

Q41. How long have you been searching for a job?

Count	Percent		
0	0.00%		0-3 months
1	100.00%		4-6 months
0	0.00%		7-9 months
0	0.00%		9+ months
0	0.00%		N/A



1 Respondents

Q42. How many positions have you applied for?

Count	Percent										
1	100.00%										
<table border="1"> <thead> <tr> <th>Count</th> <th>Percent</th> <th></th> <th></th> </tr> </thead> <tbody> <tr> <td>1</td> <td>100.00%</td> <td></td> <td>12</td> </tr> </tbody> </table>				Count	Percent			1	100.00%		12
Count	Percent										
1	100.00%		12								

1 Respondents

Q43. Have you participated in any interviews?

Count	Percent		
1	100.00%		Yes
0	0.00%		No
1 Respondents			



Q44. If you have participated in interviews, how many?

Count	Percent	
1	100.00%	

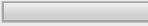









Count	Percent		
1	100.00%		1

1 Respondents





Q45. Have you at any point since graduation been employed in the area of your major?

Count	Percent		
10	50.00%		Yes
10	50.00%		No
20 Respondents			





Q46. If you were previously employed in your field of study and are not currently, what reasons would you cite for leaving?

Count	Respondent %	Response %		
0	0.00%	0.00%		Termination
0	0.00%	0.00%		Voluntary Lay-Off
0	0.00%	0.00%		Downsizing
0	0.00%	0.00%		Illness
0	0.00%	0.00%		Family Obligations
2	10.00%	9.52%		Lack of Satisfaction
1	5.00%	4.76%		Low Pay/Benefits
0	0.00%	0.00%		Dissatisfaction with Preparation
1	5.00%	4.76%		Other
17	85.00%	80.95%		N/A
20 Respondents				
21 Responses				

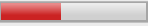



Q47. Please select the amount of impact you feel your experiences at OCU have contributed to each of the items below. - Personal growth

Count	Percent		
10	41.67%		Significant
13	54.17%		Moderate
1	4.17%		Little
0	0.00%		None
24 Respondents			





Q48. Please select the amount of impact you feel your experiences at OCU have contributed to each of the items below. - Intellectual growth

Count	Percent		
12	50.00%		Significant
10	41.67%		Moderate
2	8.33%		Little
0	0.00%		None
24	Respondents		



Q49. Please select the amount of impact you feel your experiences at OCU have contributed to each of the items below. - Preparation for further education

Count	Percent		
10	41.67%		Significant
11	45.83%		Moderate
3	12.50%		Little
0	0.00%		None
24	Respondents		


Q50. Please select the amount of impact you feel your experiences at OCU have contributed to each of the items below. - Preparation for career

Count	Percent		
11	45.83%		Significant
10	41.67%		Moderate
3	12.50%		Little
0	0.00%		None
24	Respondents		

Q51. Please select the amount of impact you feel your experiences at OCU have contributed to each of the items below. - Interest in conducting research

Count	Percent		
8	33.33%		Significant
9	37.50%		Moderate
4	16.67%		Little
3	12.50%		None
24	Respondents		

Q52. Please select the amount of impact you feel your experiences at OCU have contributed to each of the items below. - Analyzing and evaluating ideas

Count	Percent		
10	41.67%		Significant
12	50.00%		Moderate
0	0.00%		Little
2	8.33%		None
24	Respondents		

Q53. Please select the amount of impact you feel your experiences at OCU have contributed to each of the items below. - Interacting with diverse people

Count	Percent		
11	45.83%		Significant
10	41.67%		Moderate
2	8.33%		Little
1	4.17%		None
24 Respondents			

Q54. Please select the amount of impact you feel your experiences at OCU have contributed to each of the items below. - Understanding people from diverse groups

Count	Percent		
11	45.83%		Significant
10	41.67%		Moderate
2	8.33%		Little
1	4.17%		None
24 Respondents			

Q55. Please select the amount of impact you feel your experiences at OCU have contributed to each of the items below. - Making informed decisions

Count	Percent		
10	43.48%		Significant
10	43.48%		Moderate
2	8.70%		Little
1	4.35%		None
23 Respondents			

Q56. Please select the amount of impact you feel your experiences at OCU have contributed to each of the items below. - Self-evaluation

Count	Percent		
11	47.83%		Significant
8	34.78%		Moderate
3	13.04%		Little
1	4.35%		None
23 Respondents			

Q57. Please select the amount of impact you feel your experiences at OCU have contributed to each of the items below. - Self-reliance

Count	Percent		
15	65.22%		Significant
6	26.09%		Moderate
2	8.70%		Little
0	0.00%		None
23 Respondents			

Q58. Please select the amount of impact you feel your experiences at OCU have contributed to each of the items below. - Clarifying personal values

Count	Percent		
11	47.83%		Significant
7	30.43%		Moderate
4	17.39%		Little
1	4.35%		None
23	Respondents		

Q59. Please select the amount of impact you feel your experiences at OCU have contributed to each of the items below. - Experiencing and responding to the arts

Count	Percent		
9	39.13%		Significant
5	21.74%		Moderate
7	30.43%		Little
2	8.70%		None
23	Respondents		

Q60. Please select the amount of impact you feel your experiences at OCU have contributed to each of the items below. - Using technology for professional purposes

Count	Percent		
11	47.83%		Significant
7	30.43%		Moderate
3	13.04%		Little
2	8.70%		None
23	Respondents		

Q61. Please select the amount of impact you feel your experiences at OCU have contributed to each of the items below. - Lifelong learning

Count	Percent		
9	39.13%		Significant
10	43.48%		Moderate
4	17.39%		Little
0	0.00%		None
23	Respondents		

Q62. Please feel free to offer thoughtful suggestions for making positive changes in our programs.

Count	Percent		
9	100.00%		
Count	Percent		
1	11.11%		Courses do not align very well, and the school does not get involved with recruiting.
1	11.11%		For students in the Doctoral program, a course on how to study and prepare for the superintendent exam would be very helpful.
1	11.11%		I am very dissatisfied with things that have happened this year through the Bedford campus. First of all, my financial aid got messed up causing me to lose a very needed state grant this past year. The worst part of it is I tried to communicate the problem for months and finally had to contact the Fed loan services to get help with the problem, to find out the issue all along was because OCU had listed me as a May 2015 drop-out instead of completed semester/year. This has continued on throughout the year costing me the loss of more financial aid as well. The breaking point will be if these errors cause me not to get aid to finish my masters then I will be furious.
1	11.11%		More diverse programs both financially and spiritually. Having classes regarding culture especially for black African Americans and Hispanic community. Also having a variety of

			clubs and activities to meet the students need. Having sororities and fraternities.
1	11.11%		More personal communication from staff to the online students would be appreciated. Also, grades from previous institutions should not affect grades from OCU. I graduated another college in 2007 and yet those grades affected my cumulative GPA for a degree that I earned from OCU in 2016. How is that fair that I carried a 3.9 GPA at OCU but couldn't qualify for honors for OCU, due to a degree from another school 9 years ago?
1	11.11%		Oakland City has been life changing and I am glad I obtained a degree from this University. OCU helped me grow and find myself as a person. I have met some life long friends! The staff are wonderful. I remember coming in as a freshman when I was lost and didn't know much about college. As a senior, I was involved in almost more than I could handle and trying to do more. I am very thankful for OCU and everything I learned. I am now a graduate and working in a job that pertains to my degree. I love going to work every single day!!!
1	11.11%		The doctoral program in the school has come a long way in the short time I have been there. The faculty are very personable and knowledgeable. I liked working with them so much I decided to become an adjunct in the school of Ed. myself.
1	11.11%		The online instructors need to grade and provide input more frequently than every few weeks especially when you are the ONLY student in the class!! The advisors for students need to be monitored more closely because mine tried to add 6 more months on to my schooling!! Advisor XXXXX needs more training in her area. She gave me One graduation date and when I was finishing up my last class she tried to schedule me for more classes in particular one that I had Just completed! She then told me The graduation date she had given me was wrong. The registrar took over a year to calculate in my transfer credits from my previous school. My information had to be sent on to the Provost per my request, because it was not evaluated correctly! Luckily it was straightened out eventually. The best asset to that school is XXXXXX, and XXXXXX without them I would have been at a loss for assistance!!
1	11.11%		There needs to be some revision to the Doctorate Program Dissertation Manual to provide additional clarity.
9 Respondents			

Q63. What is your gender?			
Count	Percent		
13	56.52%		Male
10	43.48%		Female
0	0.00%		Do not wish to disclose
23 Respondents			

Q64. Which ethnic group do you identify with most closely?			
Count	Percent		
0	0.00%		American Indian/Alaska Native
0	0.00%		Asian
2	8.70%		Black/African-American
1	4.35%		Hispanic/Latino
0	0.00%		Native Hawaiian/Pacific Islander
0	0.00%		Non-resident Alien
20	86.96%		White
0	0.00%		Two/more
0	0.00%		Unknown
23 Respondents			

Q65. What is your marital status?

Count	Percent		
6	26.09%		Single
14	60.87%		Married
3	13.04%		Divorced
0	0.00%		Widowed
23	Respondents		

Q66. How many children do you have?

Count	Percent		
9	39.13%		None
10	43.48%		One or Two
3	13.04%		Three or Four
1	4.35%		More than Four
23	Respondents		

Q67. What is your age?

Count	Percent		
0	0.00%		Less than 20
6	26.09%		20-29
7	30.43%		30-39
4	17.39%		40-49
6	26.09%		50-59
0	0.00%		60-69
0	0.00%		70-79
0	0.00%		80 or Older
23	Respondents		

Q68. Has either of your parents completed a college degree?

Count	Percent		
1	4.35%		Mother
0	0.00%		Father
4	17.39%		Both
18	78.26%		Neither
23	Respondents		

Q69. What is your place of residence?

Count	Percent		
19	82.61%		Indiana
0	0.00%		Illinois
3	13.04%		Kentucky
0	0.00%		Missouri
1	4.35%		Other State
0	0.00%		Other Country
23	Respondents		

Q70. What is your current annual income (individual only)?

Count	Percent		
2	8.70%		Less than \$15,000
6	26.09%		\$15,000 to \$24,999
2	8.70%		\$25,000 to \$34,999
4	17.39%		\$35,000 to \$44,999
3	13.04%		\$45,000 to \$54,999
1	4.35%		\$55,000 to \$64,999
1	4.35%		\$65,000 to \$74,999
2	8.70%		\$75,000 or More
2	8.70%		Do not wish to disclose
23 Respondents			

Q71. May we have your most current contact information?


Count	Percent		
16	69.57%		Yes
7	30.43%		No
23 Respondents			

Q72. Name:


Count	Respondent %	Response %																																																																									
16	100.00%	37.21%	First:																																																																								
<table border="1"> <thead> <tr> <th>Count</th> <th>Percent</th> <th></th> <th></th> </tr> </thead> <tbody> <tr><td>1</td><td>6.25%</td><td></td><td>Names have been concealed for privacy.</td></tr> <tr><td>1</td><td>6.25%</td><td></td><td>Names have been concealed for privacy.</td></tr> <tr><td>1</td><td>6.25%</td><td></td><td>Names have been concealed for privacy.</td></tr> <tr><td>1</td><td>6.25%</td><td></td><td>Names have been concealed for privacy.</td></tr> <tr><td>1</td><td>6.25%</td><td></td><td>Names have been concealed for privacy.</td></tr> <tr><td>1</td><td>6.25%</td><td></td><td>Names have been concealed for privacy.</td></tr> <tr><td>1</td><td>6.25%</td><td></td><td>Names have been concealed for privacy.</td></tr> <tr><td>1</td><td>6.25%</td><td></td><td>Names have been concealed for privacy.</td></tr> <tr><td>1</td><td>6.25%</td><td></td><td>Names have been concealed for privacy.</td></tr> <tr><td>1</td><td>6.25%</td><td></td><td>Names have been concealed for privacy.</td></tr> <tr><td>1</td><td>6.25%</td><td></td><td>Names have been concealed for privacy.</td></tr> <tr><td>1</td><td>6.25%</td><td></td><td>Names have been concealed for privacy.</td></tr> <tr><td>1</td><td>6.25%</td><td></td><td>Names have been concealed for privacy.</td></tr> <tr><td>1</td><td>6.25%</td><td></td><td>Names have been concealed for privacy.</td></tr> <tr><td>1</td><td>6.25%</td><td></td><td>Names have been concealed for privacy.</td></tr> <tr><td>1</td><td>6.25%</td><td></td><td>Names have been concealed for privacy.</td></tr> <tr><td>1</td><td>6.25%</td><td></td><td>Names have been concealed for privacy.</td></tr> </tbody> </table>				Count	Percent			1	6.25%		Names have been concealed for privacy.	1	6.25%		Names have been concealed for privacy.	1	6.25%		Names have been concealed for privacy.	1	6.25%		Names have been concealed for privacy.	1	6.25%		Names have been concealed for privacy.	1	6.25%		Names have been concealed for privacy.	1	6.25%		Names have been concealed for privacy.	1	6.25%		Names have been concealed for privacy.	1	6.25%		Names have been concealed for privacy.	1	6.25%		Names have been concealed for privacy.	1	6.25%		Names have been concealed for privacy.	1	6.25%		Names have been concealed for privacy.	1	6.25%		Names have been concealed for privacy.	1	6.25%		Names have been concealed for privacy.	1	6.25%		Names have been concealed for privacy.	1	6.25%		Names have been concealed for privacy.	1	6.25%		Names have been concealed for privacy.
Count	Percent																																																																										
1	6.25%		Names have been concealed for privacy.																																																																								
1	6.25%		Names have been concealed for privacy.																																																																								
1	6.25%		Names have been concealed for privacy.																																																																								
1	6.25%		Names have been concealed for privacy.																																																																								
1	6.25%		Names have been concealed for privacy.																																																																								
1	6.25%		Names have been concealed for privacy.																																																																								
1	6.25%		Names have been concealed for privacy.																																																																								
1	6.25%		Names have been concealed for privacy.																																																																								
1	6.25%		Names have been concealed for privacy.																																																																								
1	6.25%		Names have been concealed for privacy.																																																																								
1	6.25%		Names have been concealed for privacy.																																																																								
1	6.25%		Names have been concealed for privacy.																																																																								
1	6.25%		Names have been concealed for privacy.																																																																								
1	6.25%		Names have been concealed for privacy.																																																																								
1	6.25%		Names have been concealed for privacy.																																																																								
1	6.25%		Names have been concealed for privacy.																																																																								
1	6.25%		Names have been concealed for privacy.																																																																								
11	68.75%	25.58%	Middle:																																																																								
<table border="1"> <thead> <tr> <th>Count</th> <th>Percent</th> <th></th> <th></th> </tr> </thead> <tbody> <tr><td>1</td><td>9.09%</td><td></td><td>Names have been concealed for privacy.</td></tr> <tr><td>1</td><td>9.09%</td><td></td><td>Names have been concealed for privacy.</td></tr> <tr><td>1</td><td>9.09%</td><td></td><td>Names have been concealed for privacy.</td></tr> <tr><td>1</td><td>9.09%</td><td></td><td>Names have been concealed for privacy.</td></tr> </tbody> </table>				Count	Percent			1	9.09%		Names have been concealed for privacy.	1	9.09%		Names have been concealed for privacy.	1	9.09%		Names have been concealed for privacy.	1	9.09%		Names have been concealed for privacy.																																																				
Count	Percent																																																																										
1	9.09%		Names have been concealed for privacy.																																																																								
1	9.09%		Names have been concealed for privacy.																																																																								
1	9.09%		Names have been concealed for privacy.																																																																								
1	9.09%		Names have been concealed for privacy.																																																																								

1	6.25%		Email addresses have been concealed for privacy.
1	6.25%		Email addresses have been concealed for privacy.
1	6.25%		Email addresses have been concealed for privacy.
1	6.25%		Email addresses have been concealed for privacy.
16 Respondents			

Q74. Phone:

Count	Percent		
14	100.00%		
Count	Percent		
1	7.14%		Telephone numbers have been concealed for privacy.
1	7.14%		Telephone numbers have been concealed for privacy.
1	7.14%		Telephone numbers have been concealed for privacy.
1	7.14%		Telephone numbers have been concealed for privacy.
1	7.14%		Telephone numbers have been concealed for privacy.
1	7.14%		Telephone numbers have been concealed for privacy.
1	7.14%		Telephone numbers have been concealed for privacy.
1	7.14%		Telephone numbers have been concealed for privacy.
1	7.14%		Telephone numbers have been concealed for privacy.
1	7.14%		Telephone numbers have been concealed for privacy.
1	7.14%		Telephone numbers have been concealed for privacy.
1	7.14%		Telephone numbers have been concealed for privacy.
1	7.14%		Telephone numbers have been concealed for privacy.
1	7.14%		Telephone numbers have been concealed for privacy.
14 Respondents			

Q75. Address:

Count	Respondent %	Response %	
16	100.00%	23.88%	 Street:
Count	Percent		
1	6.25%		10791 Hamilton rd
1	6.25%		1335 18th street
1	6.25%		1604 Jackson Ave
1	6.25%		2016 E Spencer Dr
1	6.25%		211 S West St
1	6.25%		2208 Lake Road
1	6.25%		2484 Salt River Road
1	6.25%		2540 W CR 400 S
1	6.25%		2750 Lodge Ave
1	6.25%		3042 Lake Shore Dr
1	6.25%		4355 Stonegarden Ln
1	6.25%		518 W Columbia Street
1	6.25%		6113 Twickingham Drive
1	6.25%		8526 Celine Road
1	6.25%		8614 S 100 W

1 6.25% 922 Pepper Tree Lane

3 18.75% 4.48% Apartment/P.O. Box:

Count	Percent		
1	33.33%	<input type="text"/>	Addresses have been concealed for privacy.
1	33.33%	<input type="text"/>	Addresses have been concealed for privacy.
1	33.33%	<input type="text"/>	Addresses have been concealed for privacy.

16 100.00% 23.88% City:

Count	Percent		
1	6.25%	<input type="text"/>	Addresses have been concealed for privacy.
3	18.75%	<input type="text"/>	Addresses have been concealed for privacy.
1	6.25%	<input type="text"/>	Addresses have been concealed for privacy.
1	6.25%	<input type="text"/>	Addresses have been concealed for privacy.
1	6.25%	<input type="text"/>	Addresses have been concealed for privacy.
2	12.50%	<input type="text"/>	Addresses have been concealed for privacy.
1	6.25%	<input type="text"/>	Addresses have been concealed for privacy.
1	6.25%	<input type="text"/>	Addresses have been concealed for privacy.
1	6.25%	<input type="text"/>	Addresses have been concealed for privacy.
1	6.25%	<input type="text"/>	Addresses have been concealed for privacy.
1	6.25%	<input type="text"/>	Addresses have been concealed for privacy.
1	6.25%	<input type="text"/>	Addresses have been concealed for privacy.
1	6.25%	<input type="text"/>	Addresses have been concealed for privacy.

16 100.00% 23.88% State:

Count	Percent		
13	81.25%	<input type="text"/>	IN
3	18.75%	<input type="text"/>	KY

16 100.00% 23.88% Zip:

Count	Percent		
1	6.25%	<input type="text"/>	Addresses have been concealed for privacy.
1	6.25%	<input type="text"/>	Addresses have been concealed for privacy.
1	6.25%	<input type="text"/>	Addresses have been concealed for privacy.
1	6.25%	<input type="text"/>	Addresses have been concealed for privacy.
1	6.25%	<input type="text"/>	Addresses have been concealed for privacy.
1	6.25%	<input type="text"/>	Addresses have been concealed for privacy.
1	6.25%	<input type="text"/>	Addresses have been concealed for privacy.
1	6.25%	<input type="text"/>	Addresses have been concealed for privacy.
2	12.50%	<input type="text"/>	Addresses have been concealed for privacy.
1	6.25%	<input type="text"/>	Addresses have been concealed for privacy.
1	6.25%	<input type="text"/>	Addresses have been concealed for privacy.
2	12.50%	<input type="text"/>	Addresses have been concealed for privacy.
1	6.25%	<input type="text"/>	Addresses have been concealed for privacy.
1	6.25%	<input type="text"/>	Addresses have been concealed for privacy.

16 Respondents

67 Responses

Q76. What is your preferred method for receiving correspondence from Oakland City University?

Count	Respondent %	Response %		
15	93.75%	62.50%		Email
3	18.75%	12.50%		Mail
1	6.25%	4.17%		Social Network
3	18.75%	12.50%		Phone
2	12.50%	8.33%		Text
16	Respondents			
24	Responses			