

Employer Survey - 2012

The employee projects a professional attitude.

Response	Frequency	Percent	Mean: 4.80
Strongly Agree	4	80.00	<div style="width: 80%; background-color: blue;"></div>
Agree	1	20.00	<div style="width: 20%; background-color: blue;"></div>
No Opinion	0	0.00	<div style="width: 0%; background-color: blue;"></div>
Disagree	0	0.00	<div style="width: 0%; background-color: blue;"></div>
Strongly Disagree	0	0.00	<div style="width: 0%; background-color: blue;"></div>

The employee uses a practical approach to problem-solving.

Response	Frequency	Percent	Mean: 4.20
Strongly Agree	2	40.00	<div style="width: 40%; background-color: blue;"></div>
Agree	2	40.00	<div style="width: 80%; background-color: blue;"></div>
No Opinion	1	20.00	<div style="width: 20%; background-color: blue;"></div>
Disagree	0	0.00	<div style="width: 0%; background-color: blue;"></div>
Strongly Disagree	0	0.00	<div style="width: 0%; background-color: blue;"></div>

The employee is supportive of others in the workplace.

Response	Frequency	Percent	Mean: 4.60
Strongly Agree	3	60.00	<div style="width: 60%; background-color: blue;"></div>
Agree	2	40.00	<div style="width: 100%; background-color: blue;"></div>
No Opinion	0	0.00	<div style="width: 0%; background-color: blue;"></div>
Disagree	0	0.00	<div style="width: 0%; background-color: blue;"></div>
Strongly Disagree	0	0.00	<div style="width: 0%; background-color: blue;"></div>

The employee demonstrates an understanding of culturally diverse populations.

Response	Frequency	Percent	Mean: 4.40
Strongly Agree	2	40.00	<div style="width: 40%; background-color: blue;"></div>
Agree	3	60.00	<div style="width: 100%; background-color: blue;"></div>
No Opinion	0	0.00	<div style="width: 0%; background-color: blue;"></div>
Disagree	0	0.00	<div style="width: 0%; background-color: blue;"></div>
Strongly Disagree	0	0.00	<div style="width: 0%; background-color: blue;"></div>

The employee shows appropriate self-discipline.

Response	Frequency	Percent	Mean: 4.40
Strongly Agree	2	40.00	<div style="width: 40%; background-color: blue;"></div>
Agree	3	60.00	<div style="width: 100%; background-color: blue;"></div>
No Opinion	0	0.00	<div style="width: 0%; background-color: blue;"></div>
Disagree	0	0.00	<div style="width: 0%; background-color: blue;"></div>
Strongly Disagree	0	0.00	<div style="width: 0%; background-color: blue;"></div>

The employee demonstrates a solid foundation of knowledge in his/her field.

Response	Frequency	Percent	Mean: 4.40
Strongly Agree	2	40.00	<div style="width: 40%; background-color: blue;"></div>
Agree	3	60.00	<div style="width: 100%; background-color: blue;"></div>
No Opinion	0	0.00	<div style="width: 0%; background-color: blue;"></div>
Disagree	0	0.00	<div style="width: 0%; background-color: blue;"></div>
Strongly Disagree	0	0.00	<div style="width: 0%; background-color: blue;"></div>

The employee keeps up-to-date in the latest advances in the field.

Response	Frequency	Percent	Mean: 4.20
Strongly Agree	2	40.00	<div style="width: 40%; background-color: blue;"></div>
Agree	2	40.00	<div style="width: 80%; background-color: blue;"></div>
No Opinion	1	20.00	<div style="width: 20%; background-color: blue;"></div>
Disagree	0	0.00	<div style="width: 0%; background-color: blue;"></div>
Strongly Disagree	0	0.00	<div style="width: 0%; background-color: blue;"></div>

The employee has adequate breadth and depth of knowledge in his/her position.

Response	Frequency	Percent	Mean: 4.20
Strongly Agree	1	20.00	<div style="width: 20%; background-color: blue;"></div>
Agree	4	80.00	<div style="width: 100%; background-color: blue;"></div>
No Opinion	0	0.00	<div style="width: 0%; background-color: blue;"></div>
Disagree	0	0.00	<div style="width: 0%; background-color: blue;"></div>
Strongly Disagree	0	0.00	<div style="width: 0%; background-color: blue;"></div>






The employee uses correct oral and written English.

Response	Frequency	Percent	Mean: 4.40
Strongly Agree	2	40.00	<div style="width: 40%; background-color: blue;"></div>
Agree	3	60.00	<div style="width: 100%; background-color: blue;"></div>
No Opinion	0	0.00	<div style="width: 0%; background-color: blue;"></div>
Disagree	0	0.00	<div style="width: 0%; background-color: blue;"></div>
Strongly Disagree	0	0.00	<div style="width: 0%; background-color: blue;"></div>




The employee accepts and respects management decisions.

Response	Frequency	Percent	Mean: 4.40
Strongly Agree	2	40.00	<div style="width: 40%; background-color: blue;"></div>
Agree	3	60.00	<div style="width: 100%; background-color: blue;"></div>
No Opinion	0	0.00	<div style="width: 0%; background-color: blue;"></div>
Disagree	0	0.00	<div style="width: 0%; background-color: blue;"></div>
Strongly Disagree	0	0.00	<div style="width: 0%; background-color: blue;"></div>





I would rate my employee's overall education/preparation at OCU as:

Response	Frequency	Percent	Mean: 1.40
Excellent	3	60.00	
Good	2	40.00	
Average/Fair	0	0.00	
Incomplete	0	0.00	
Poor	0	0.00	

What is the scope of your company's activities?

Response	Frequency	Percent	Mean: 1.60
Local Level	3	60.00	
National Level	1	20.00	
International Level	1	20.00	

Does your company provide opportunities for advancement from within?

Response	Frequency	Percent	Mean: 3.20
Yes as available	2	40.00	
Yes transfer to equivalent positions	0	0.00	
Yes advance to higher positions occasionally	0	0.00	
Yes advance to higher positions regularly	1	20.00	
No	2	40.00	