

# Alumni Survey 2015/2016

Description:

Date Created: 12/3/2015 4:24:11 PM

Date Range: 12/5/2015 12:00:00 AM - 1/7/2016 1:00:00 PM

Total Respondents: 232

## Q1. Please provide the following information:

Count	Respondent %	Response %		
232	100.00%	33.77%		Name:
228	98.28%	33.19%		Address:
227	97.84%	33.04%		E-mail address:
232	Respondents			
687	Responses			

## Q2. What year did you graduate from Oakland City University?

Count	Percent	
229	100.00%	
229	Respondents	

## Q3. What degree or certificate did you receive?

Count	Percent		
3	1.29%		Certificate
1	0.43%		Diploma
10	4.31%		Associate's
182	78.45%		Bachelor's
21	9.05%		Master's
14	6.03%		Doctorate
1	0.43%		Other
232	Respondents		

## Q4. Through which location did you take most of your courses?

Count	Percent		
198	85.34%		Main Campus
10	4.31%		Evansville
2	0.86%		Rockport
6	2.59%		Bedford
1	0.43%		Plainfield
5	2.16%		Online
10	4.31%		Other
232	Respondents		

## Q5. What was your major/field of study?

Count	Percent	
232	100.00%	
232	Respondents	

Q6. Please select the answer which corresponds closest to your level of agreement with the following statements. - The design of the curriculum adequately prepared me for employment in my chosen field.

Count	Percent		
120	51.72%		Strongly Agree
92	39.66%		Agree
15	6.47%		Neutral
4	1.72%		Disagree
1	0.43%		Strongly Disagree
232 Respondents			

Q7. Please select the answer which corresponds closest to your level of agreement with the following statements. - The courses offered in my department prepared me for employment.

Count	Percent		
121	52.16%		Strongly Agree
88	37.93%		Agree
19	8.19%		Neutral
3	1.29%		Disagree
1	0.43%		Strongly Disagree
232 Respondents			

Q8. Please select the answer which corresponds closest to your level of agreement with the following statements. - The courses offered in my department prepared me for graduate or professional school.

Count	Percent		
110	47.41%		Strongly Agree
75	32.33%		Agree
41	17.67%		Neutral
6	2.59%		Disagree
0	0.00%		Strongly Disagree
232 Respondents			

Q9. Please select the answer which corresponds closest to your level of agreement with the following statements. - The entire educational program - the liberal arts core courses and selected content area courses - was challenging.

Count	Percent		
97	41.81%		Strongly Agree
102	43.97%		Agree
26	11.21%		Neutral
6	2.59%		Disagree
1	0.43%		Strongly Disagree
232 Respondents			

Q10. Please select the answer which corresponds closest to your level of agreement with the following statements. - All things considered, I was satisfied with my studies at OCU.

Count	Percent		
158	68.10%		Strongly Agree
63	27.16%		Agree
8	3.45%		Neutral
3	1.29%		Disagree
0	0.00%		Strongly Disagree
232 Respondents			

Q11. Please select the answer which corresponds closest to your level of agreement with the following statements. - OCU achieved its mission to enhance intellectual, spiritual, physical, and social development for positive leadership.

Count	Percent		
130	56.03%		Strongly Agree
81	34.91%		Agree
19	8.19%		Neutral
1	0.43%		Disagree
1	0.43%		Strongly Disagree
232 Respondents			






Q12. Please select the answer which corresponds closest to your level of agreement with the following statements. - I would recommend OCU to prospective students.

Count	Percent		
139	59.91%		Strongly Agree
75	32.33%		Agree
13	5.60%		Neutral
4	1.72%		Disagree
1	0.43%		Strongly Disagree
232 Respondents			



Q13. Please select the answer which corresponds closest to your level of agreement with the following statements. - I was given opportunities to receive advice about planning my career.

Count	Percent		
66	28.45%		Strongly Agree
78	33.62%		Agree
57	24.57%		Neutral
29	12.50%		Disagree
2	0.86%		Strongly Disagree
232 Respondents			







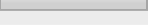

Q14. Please select the answer which corresponds closest to your level of agreement with the following statements. - I was given opportunities to receive advice about obtaining a job.

Count	Percent		
58	25.00%		Strongly Agree
65	28.02%		Agree
67	28.88%		Neutral
37	15.95%		Disagree
5	2.16%		Strongly Disagree
232 Respondents			



Q15. Have you earned additional degrees since graduating from OCU? If so, where did you earn them?

Count	Respondent %	Response %	
131	100.00%	55.51%	 Additional degree(s):
105	80.15%	44.49%	 Earned from:
131 Respondents			
236 Responses			

Q16. How would you describe your current situation?

Count	Percent		
106	47.11%		Working full-time
17	7.56%		Working part-time
1	0.44%		Stay-at-home parent
2	0.89%		Not employed and seeking work
8	3.56%		Voluntarily out of the job market
3	1.33%		Pursuing additional education full-time
0	0.00%		Pursuing additional education part-time
88	39.11%		Other (please specify)
225 Respondents			

Q17. Please provide the following information:

Count	Respondent %	Response %	
120	99.17%	50.21%	 Employer:
119	98.35%	49.79%	 Job title:
121 Respondents			
239 Responses			

Q18. Are you currently working in a field related to your degree?

Count	Percent		
88	72.73%		Yes
33	27.27%		No
121 Respondents			

Q19. What academic experiences best prepared you for life after OCU?

Count	Percent	
176	100.00%	
176 Respondents		

Q20. What outside-the-classroom experiences best prepared you for life after OCU?

Count	Percent	
170	100.00%	
170	Respondents	